

**Weekly Footfall**

	Year to date %		Year on year %		Week on week %	
	2022	2021	2022	2021	2022	2021
Fitzrovia BID	173.8%	-78.7%	213.7%	-79.8%	29.7%	-2.8%
Greater London	188.0%	-77.2%	212.6%	-78.9%	7.1%	-8.9%
High Street Index(Westminster)	475.5%	-88.5%	529.8%	-89.7%	2.4%	-12.7%
High Street Index - BDSU(BDSU - Multifunctional)	152.0%	-70.8%	174.1%	-72.2%	7.2%	-8.6%
UK	160.4%	-72.2%	186.4%	-74.1%	7.2%	-11.5%

Please note that Fitzrovia comprises counters we have year on year data for: Tottenham Court Road at Dominion, Tottenham Court Road at Maple House, Charlotte St at William Hill, Tottenham Court at Sainsburys, Tottenham Court Road at HealsBenchmark calculations (Year on Year and Week on Week) have been calculated using like for like data sets (only those counters available in both comparison periods) to ensure statistical accuracy

The impact of Covid-19 on footfall means that subsequent to the anniversary of Lockdown 1 (23rd March 2021), it is important to add a further annual comparison of 2021 versus 2019 in order to provide a comparison to the last normal trading year. This comparison is provided on the final pages of this report.

**Headlines**

The total number of visitors to Fitzrovia BID for the last 52 weeks is 24,244,893 which is 26.7% up on the previous year.

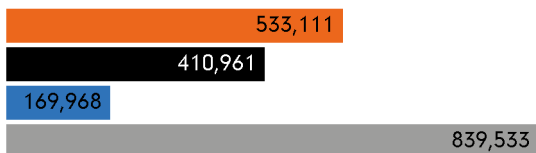
The total number of visitors for the year to date is 944,072 which is 173.8% up on the previous year.

The total number of visitors to Fitzrovia BID in week commencing 9 January 2022 was 533,111.

The busiest day in week commencing 9 January 2022 was Friday with 90,296 visitors.


The peak hour of the week was 13:00 on Friday 14 January 2022 with footfall of 7,987.

**Footfall by week**

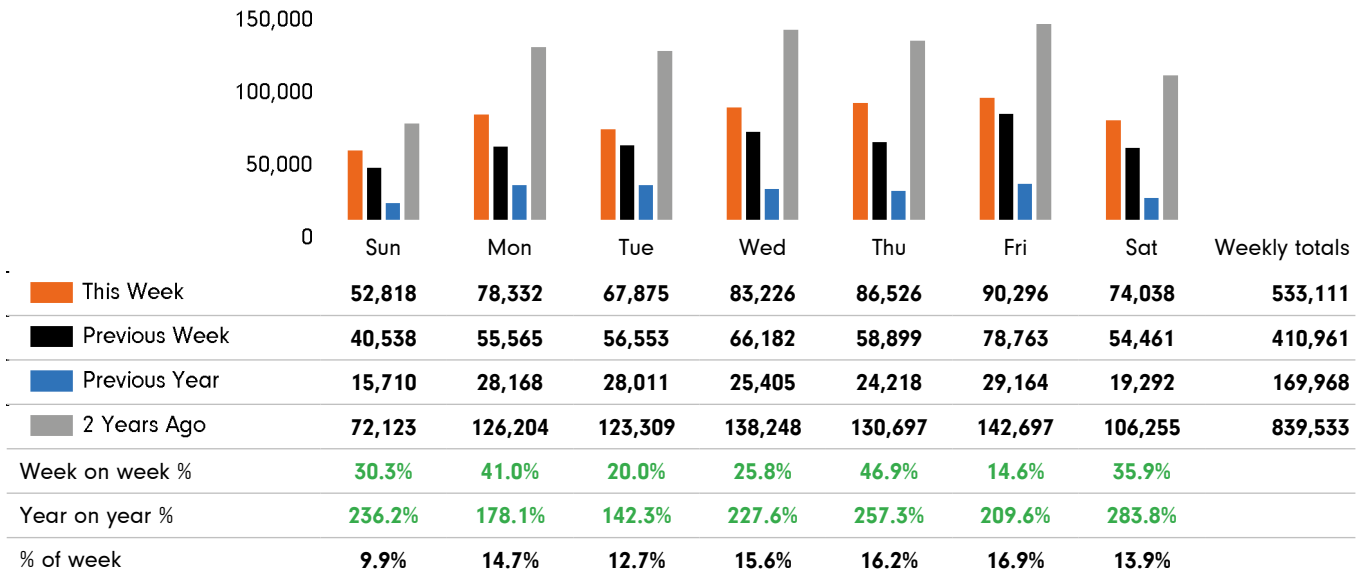


■ This Week     ■ Previous Year  
■ Previous Week     ■ 2 Years Ago

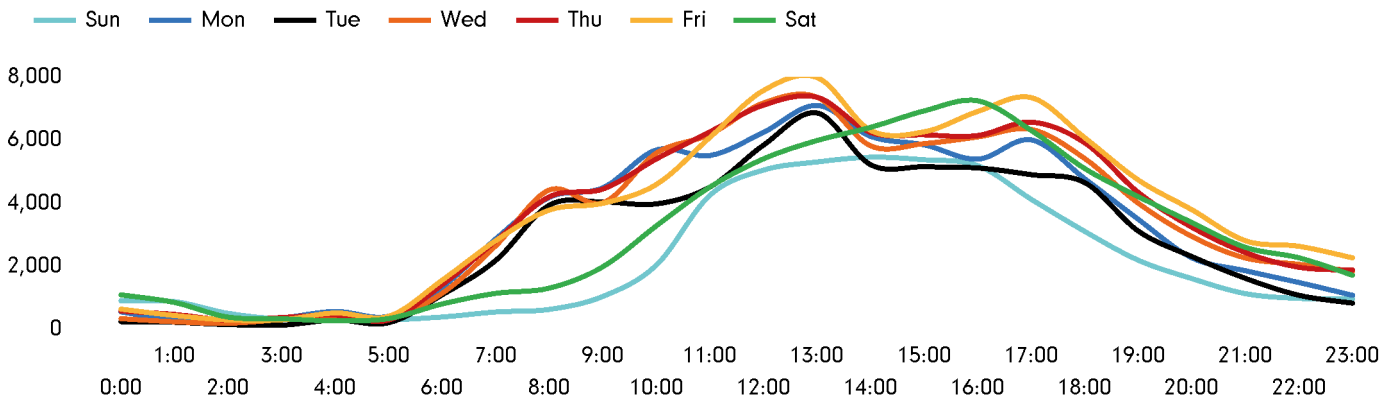
**Weather**



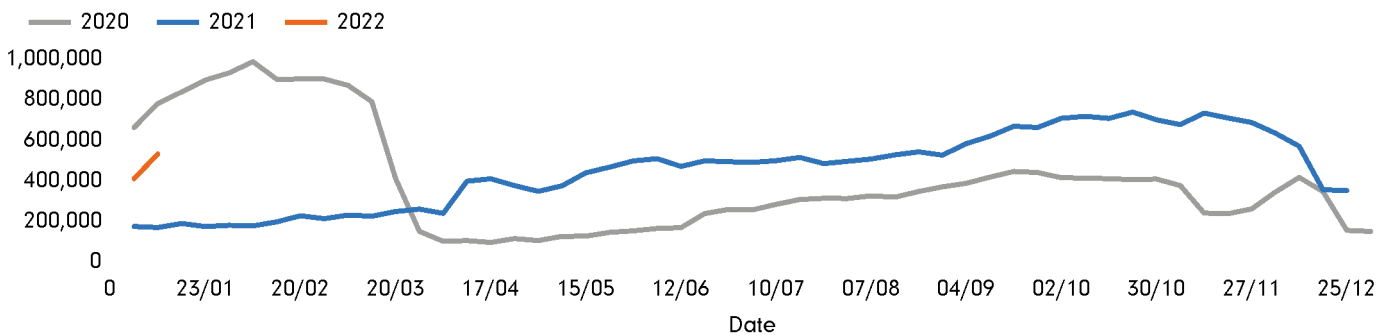
## Footfall by day



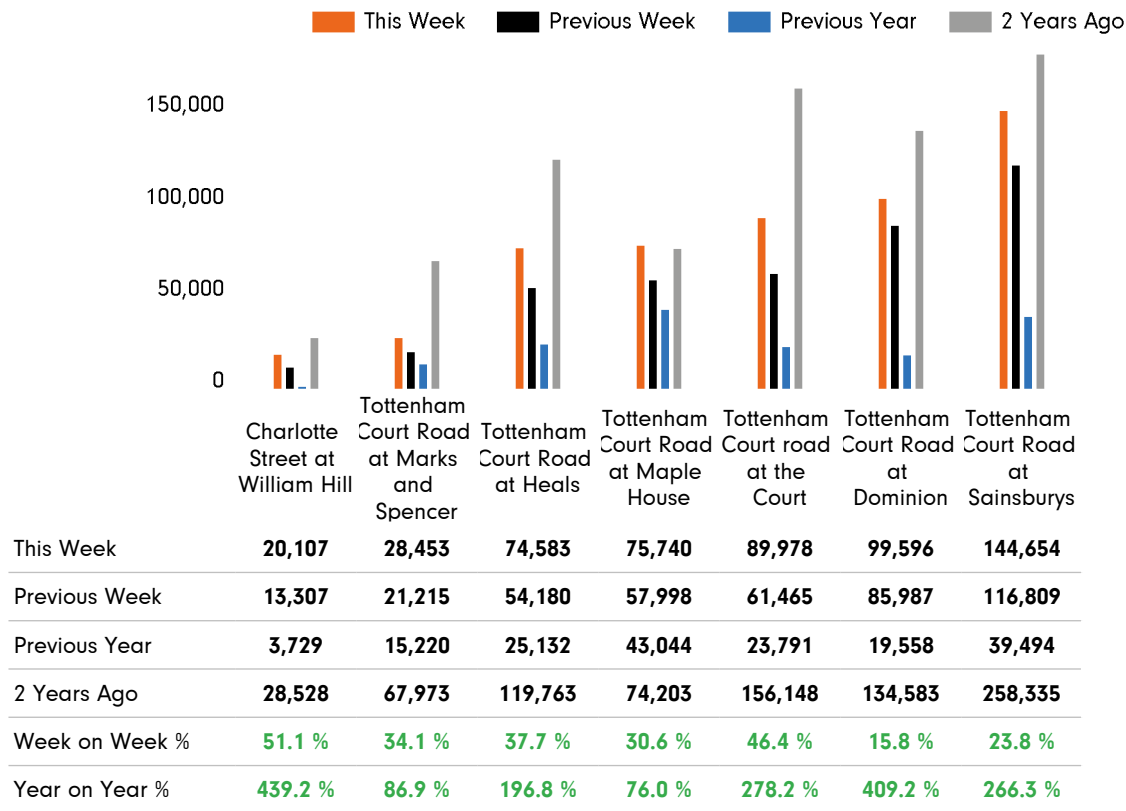
## Footfall by hour



## Footfall by week



## Footfall by location



## Footfall by location



### Notes

Year to Date % Change is the annual % change in footfall from January of this year compared to the same period last year. Week 1, 2022 to Week 2, 2022 Vs Week 1, 2021 to Week 2, 2021

Year on Year % Change is the % change in footfall for this week compared to the same week in the previous year. Week 2, 2022 Vs Week 2, 2021

Week on Week % Change is the % change in footfall for this week from the previous week. Week 2 2022 Vs Week 1 2022

2021 versus 2019 comparison follows on subsequent pages

## 2019 comparison for Fitzrovia BID

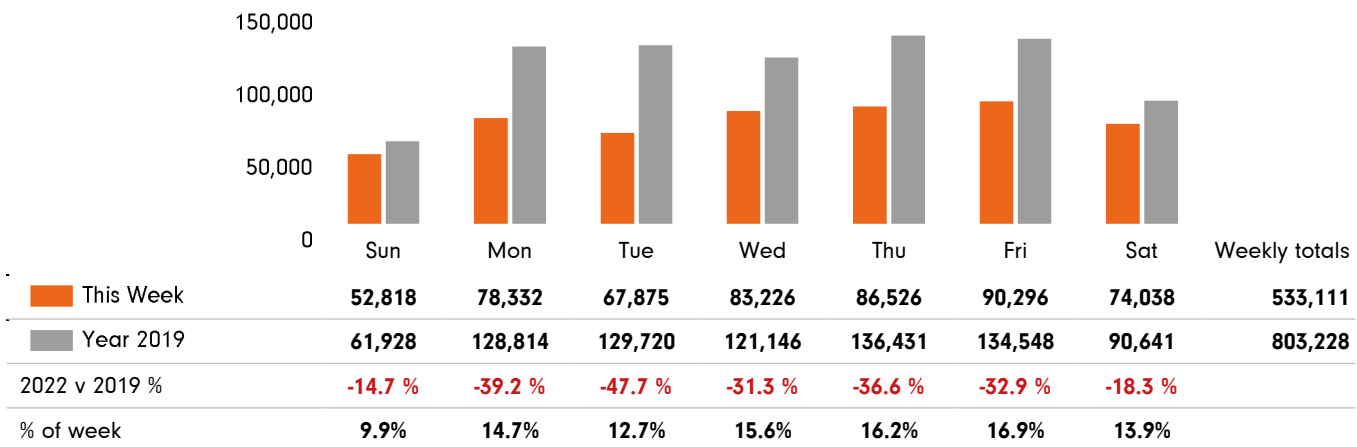
The impact of Covid-19 on footfall means that subsequent to the anniversary of Lockdown 1 (23rd March 2021), it is important to add a further annual comparison of 2022 versus 2019 in order to provide a comparison to the last normal trading year. This is provided in the section **below** and shows your current performance in 2022 against the similar time period in 2019

### Headlines









	Year to date %	Year on year %
	2022 Vs 2019	2022 Vs 2019
Fitzrovia BID	<b>-39.9 %</b>	<b>-33.6 %</b>
Greater London	<b>-32.9 %</b>	<b>-31.3 %</b>
High Street Index(Westminster)	<b>-40.9 %</b>	<b>-41.2 %</b>
High Street Index - BDSU(BDSU - Multifunctional)	<b>-28.4 %</b>	<b>-26.4 %</b>
UK	<b>-28.9 %</b>	<b>-26.9 %</b>

Fitzrovia BID is compared to the high street index.

### Footfall by day



## Footfall by location

	This week	2019	2022 - 2019 %	 This week  Year 2019
Charlotte Street at William Hill	<b>20,107</b>	<b>31,798</b>	<b>-36.8 %</b>	
Tottenham Court Road at Dominion	<b>99,596</b>	<b>135,573</b>	<b>-26.5 %</b>	
Tottenham Court Road at Heals	<b>74,583</b>	<b>109,510</b>	<b>-31.9 %</b>	
Tottenham Court Road at Maple House	<b>75,740</b>	<b>112,949</b>	<b>-32.9 %</b>	
Tottenham Court Road at Marks and Spencer	<b>28,453</b>	<b>77,275</b>	<b>-63.2 %</b>	
Tottenham Court Road at Sainsburys	<b>144,654</b>	<b>204,594</b>	<b>-29.3 %</b>	
Tottenham Court road at the Court	<b>89,978</b>	<b>131,529</b>	<b>-31.6 %</b>	