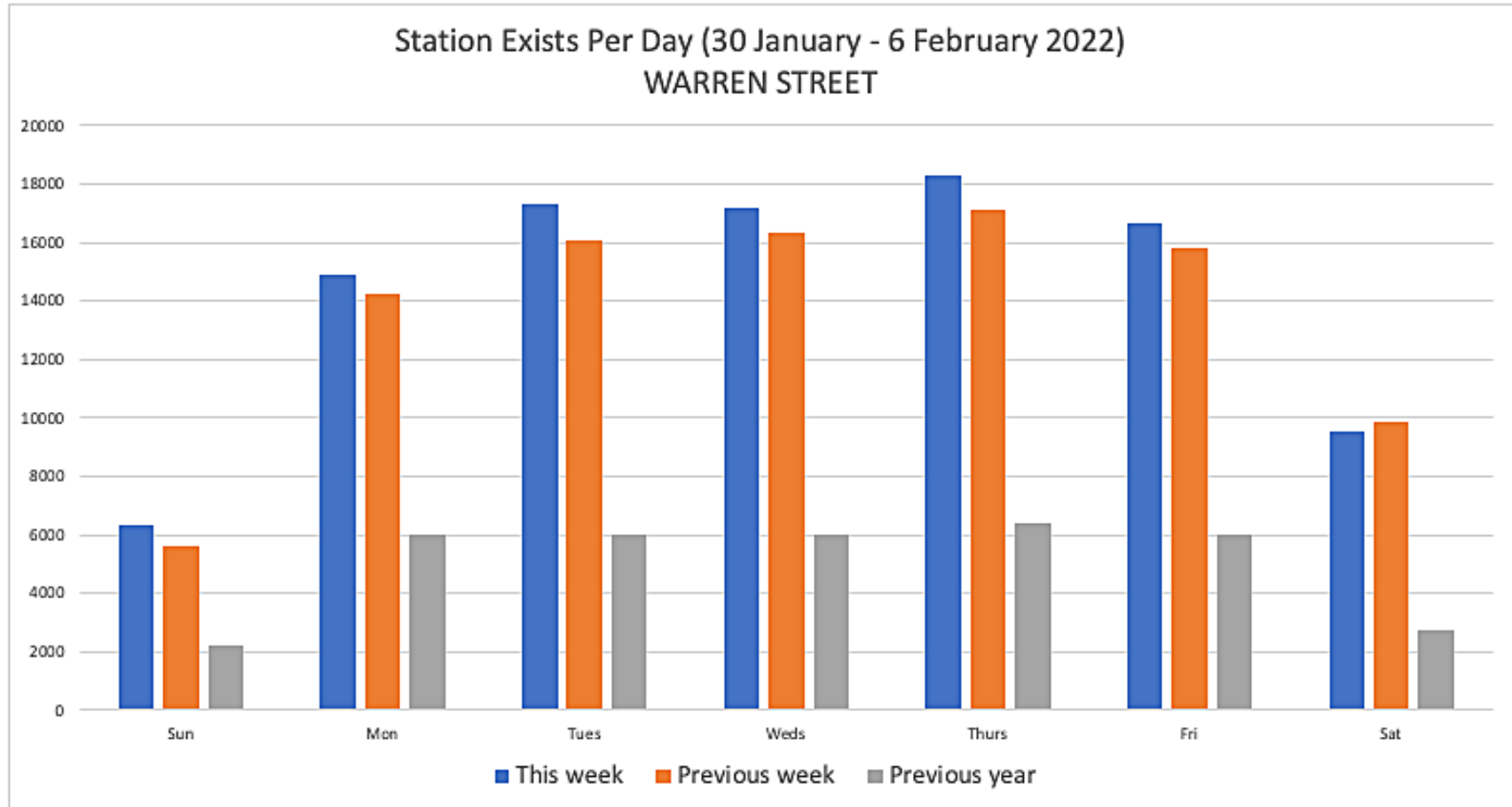
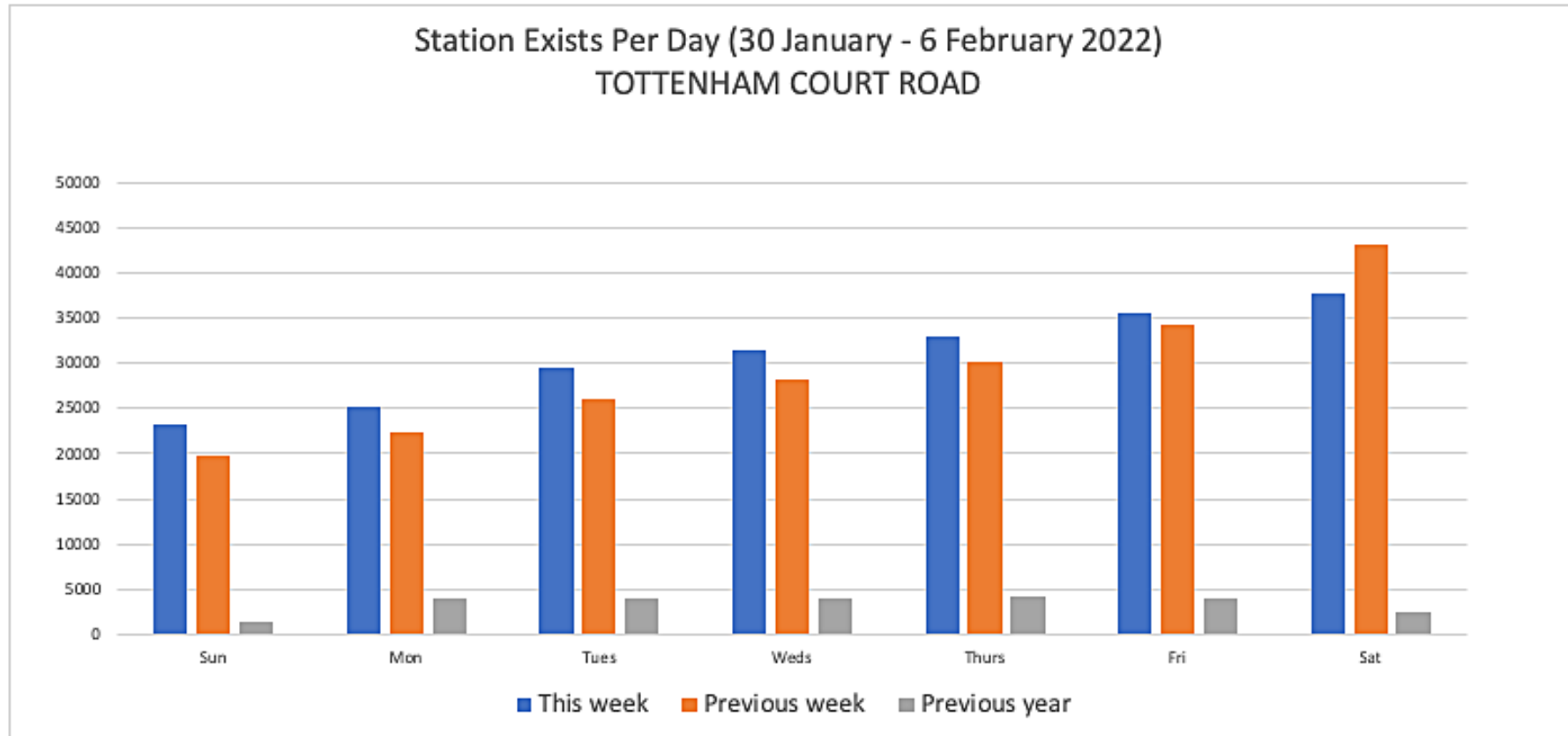


By Station		
Goodge Street	11%	37986
Tottenham Court Road	61%	215486
Warren Street	28%	100289
<b>TOTAL</b>		<b>353761</b>



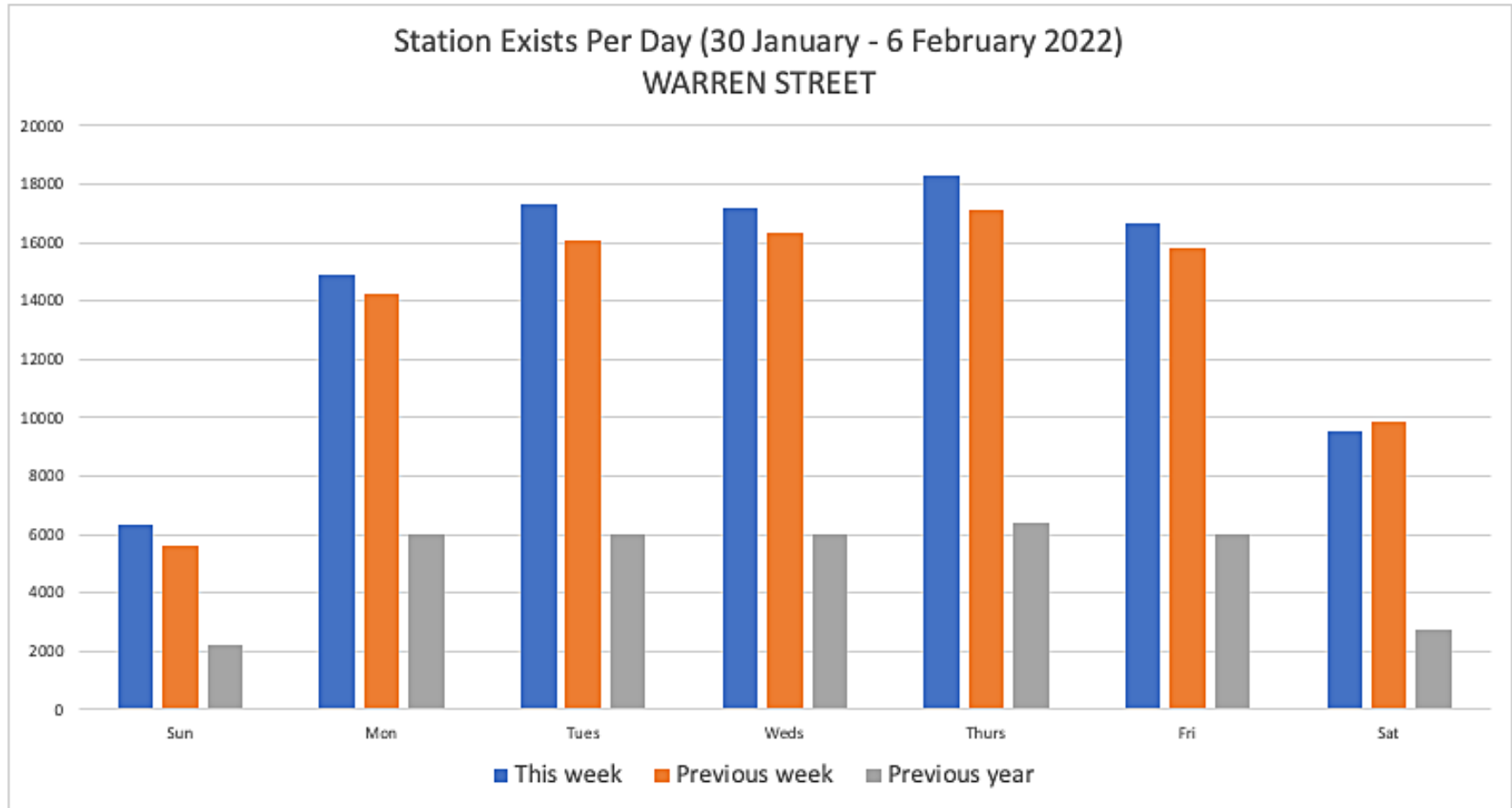
**30 January - 6 February 2022**

	Sun	Mon	Tues	Weds	Thurs	Fri	Sat	Weekly totals
This week	6354	14909	17330	17166	18320	16653	9557	<b>100289</b>
Previous week	5585	14251	16082	16345	17150	15813	9851	95077
Previous year	2206	6032	5988	6014	6371	6038	2763	35412
% Week on Week	14%	5%	8%	5%	7%	5%	-3%	5%
% Year on Year	188%	147%	189%	185%	188%	176%	246%	183%



**30 January - 6 February 2022**

	Sun	Mon	Tues	Weds	Thurs	Fri	Sat	Weekly totals
This week	23170	25200	29414	31429	33010	35615	37648	<b>215486</b>
Previous week	19720	22321	25960	28143	30240	34149	43164	203697
Previous year	1313	3988	3911	4082	4132	4076	2419	23921
% Week on Week	17%	13%	13%	12%	9%	4%	-13%	6%
% Year on Year	1665%	532%	652%	670%	699%	774%	1456%	801%



**30 January - 6 February 2022**

	Sun	Mon	Tues	Weds	Thurs	Fri	Sat	Weekly totals
This week	6354	14909	17330	17166	18320	16653	9557	<b>100289</b>
Previous week	5585	14251	16082	16345	17150	15813	9851	95077
Previous year	2206	6032	5988	6014	6371	6038	2763	35412
% Week on Week	14%	5%	8%	5%	7%	5%	-3%	5%
% Year on Year	188%	147%	189%	185%	188%	176%	246%	183%