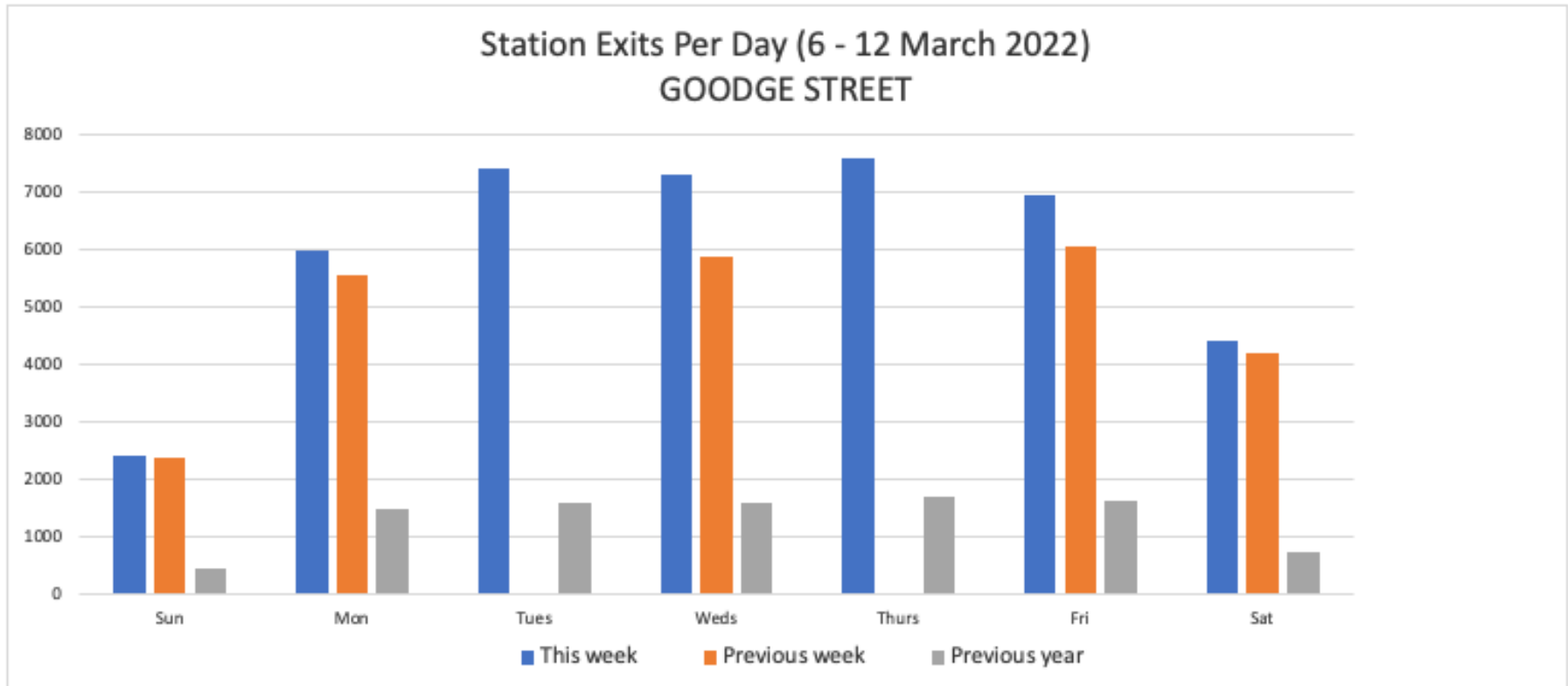


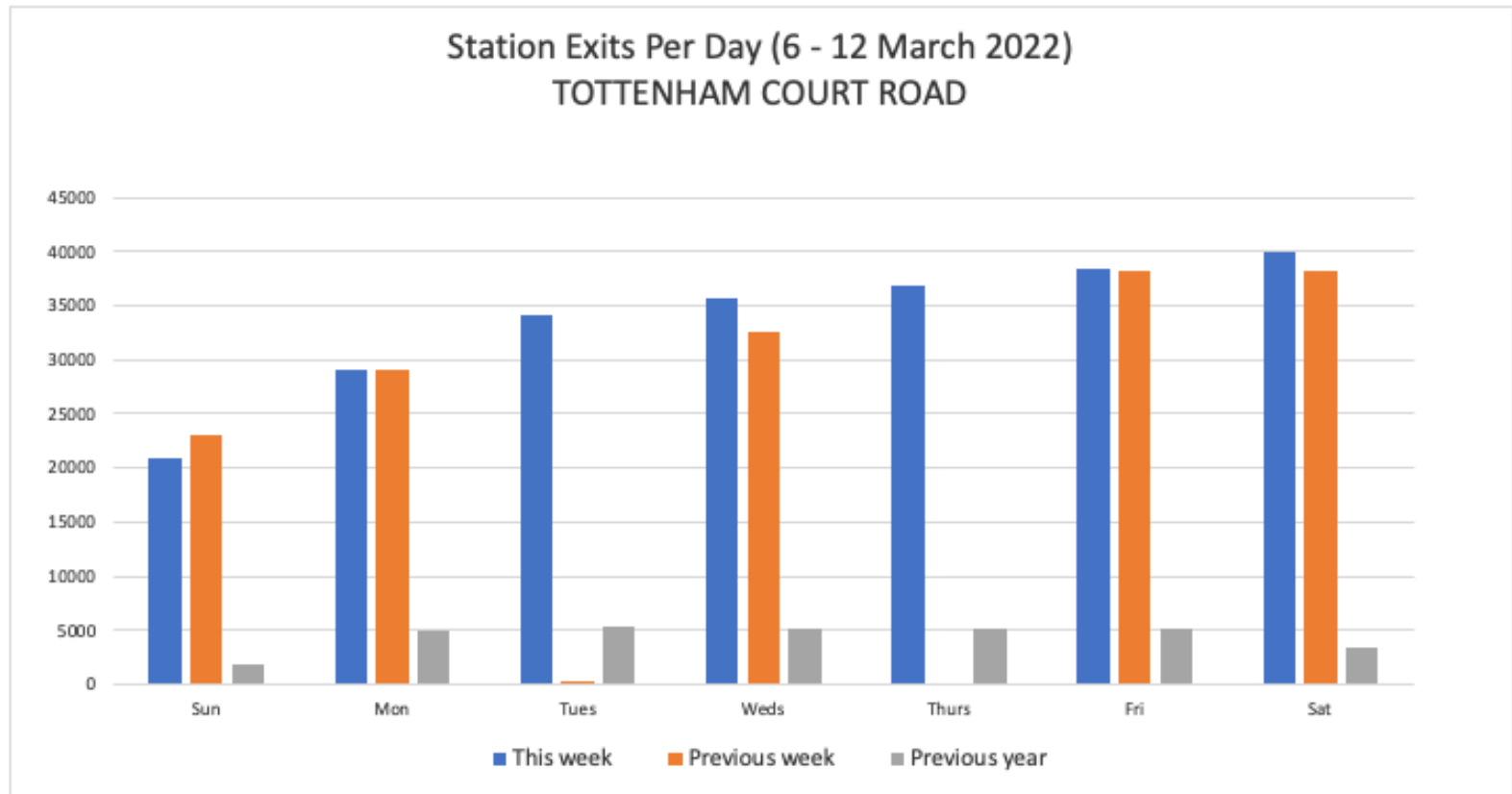
By Station		
Goodge Street	11%	41929
Tottenham Court	60%	235157
Warren Street	29%	113920
<b>TOTAL</b>		<b>391006</b>



**6 - 12 March 2022**

	Sun	Mon	Tues	Weds	Thurs	Fri	Sat	Weekly totals
This week	2398	5956	7383	7284	7585	6921	4402	<b>41929</b>
Previous week	2376	5549	0	5859	0	6041	4205	24030
Previous year	456	1482	1603	1595	1693	1618	748	9195
% Week on Week	1%	7%		24%		15%	5%	74%
% Year on Year	426%	302%	361%	357%	348%	328%	489%	356%

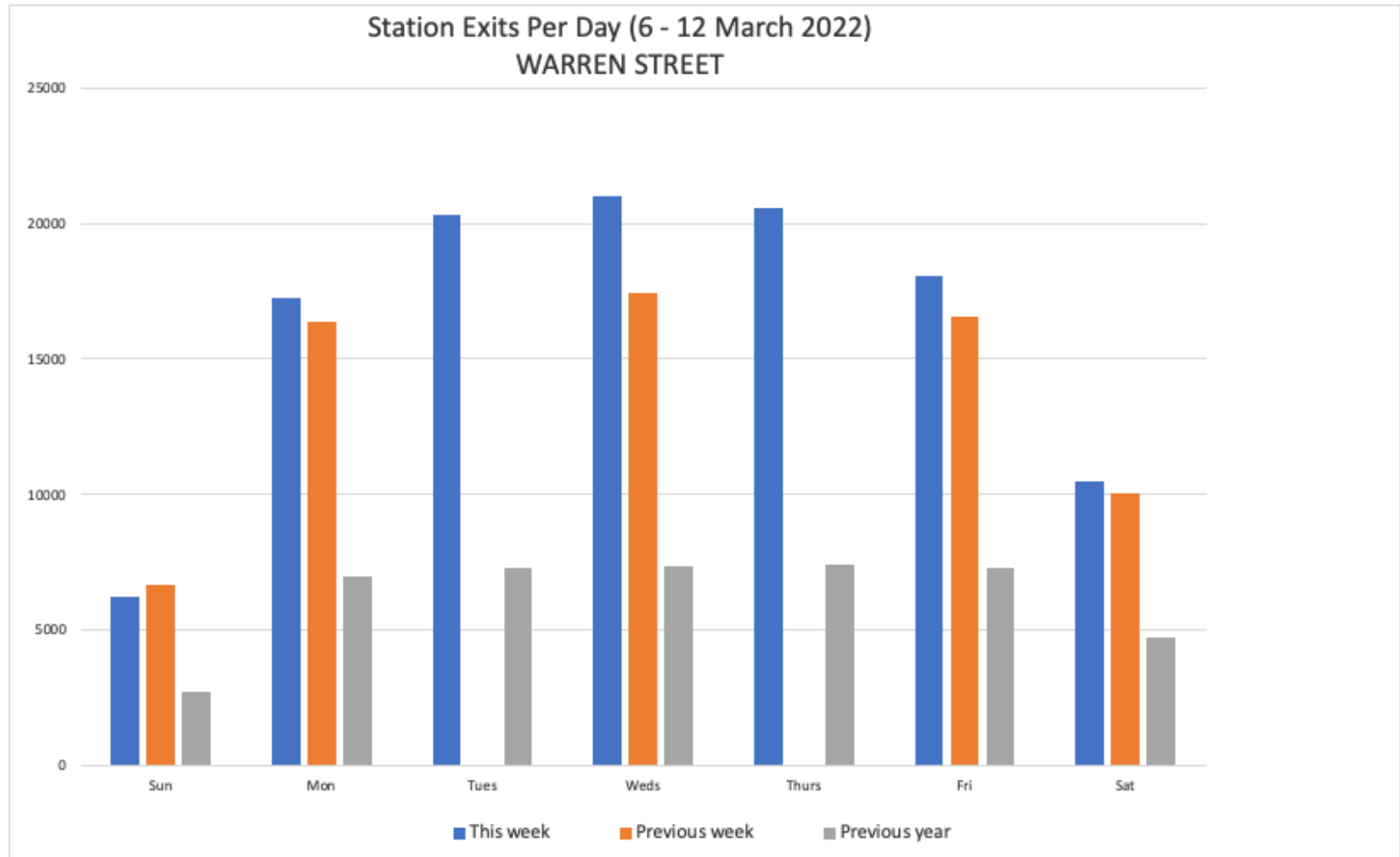
Red denotes TUBE STRIKE



### 6 - 12 March 2022

	Sun	Mon	Tues	Weds	Thurs	Fri	Sat	Weekly totals
This week	20894	29154	34188	35735	36834	38471	39881	<b>235157</b>
Previous week	23018	29082	10	32572	0	38267	38267	161216
Previous year	1912	4903	5338	5095	5171	5156	3393	30968
% Week on Week	-9%	0%		10%		1%	4%	46%
% Year on Year	993%	495%	540%	601%	612%	646%	1075%	659%

Red denotes TUBE STRIKE



**6 - 12 March 2022**

	Sun	Mon	Tues	Weds	Thurs	Fri	Sat	Weekly totals
This week	6224	17263	20330	20988	20546	18055	10514	<b>113920</b>
Previous week	6686	16347	0	17437	0	16588	10029	67087
Previous year	2686	6999	7316	7366	7437	7297	4703	43804
% Week on Week	-7%	6%		20%		9%	5%	70%
% Year on Year	132%	147%	178%	185%	176%	147%	124%	160%

Red denotes TUBE STRIKE