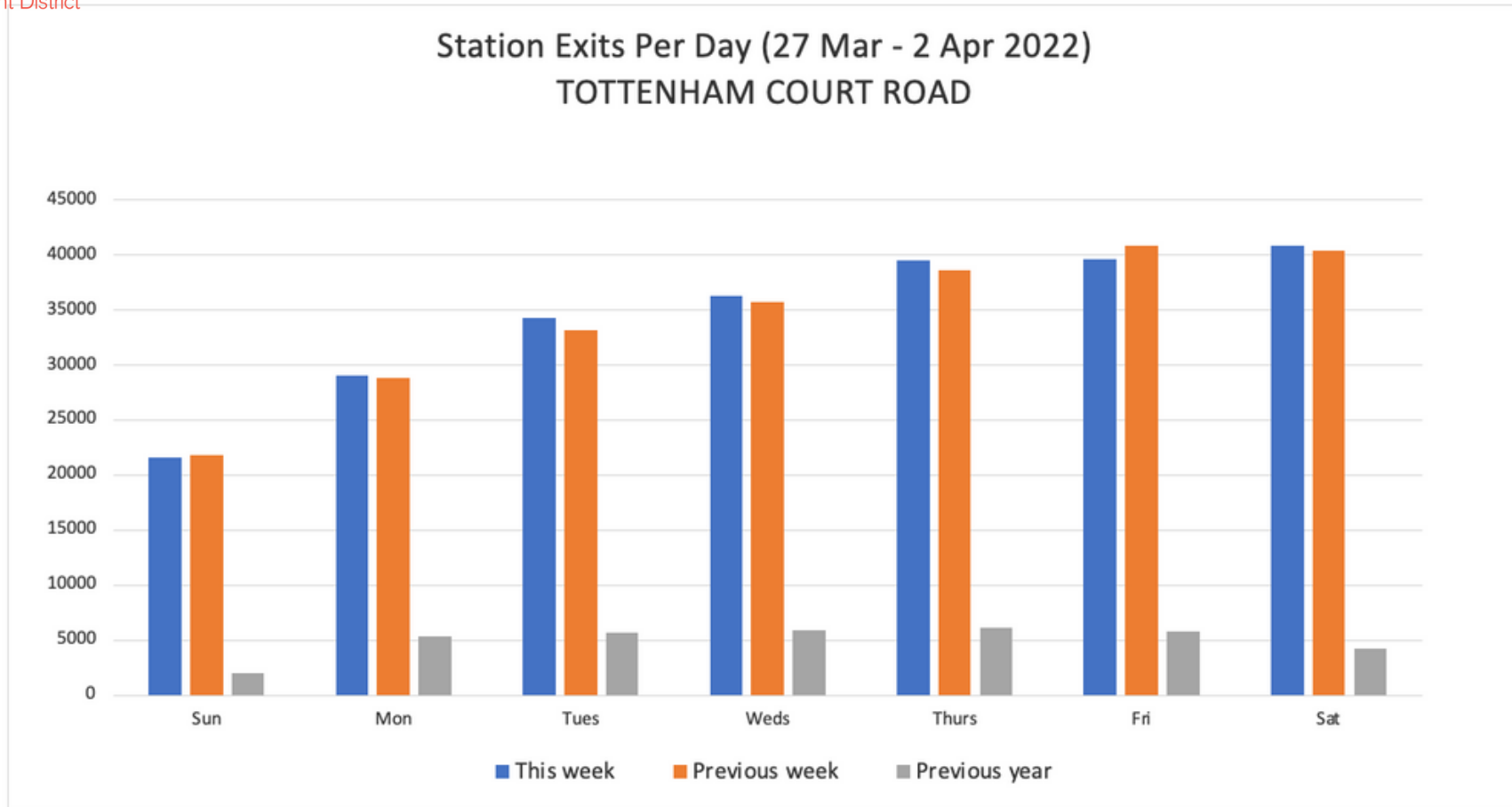


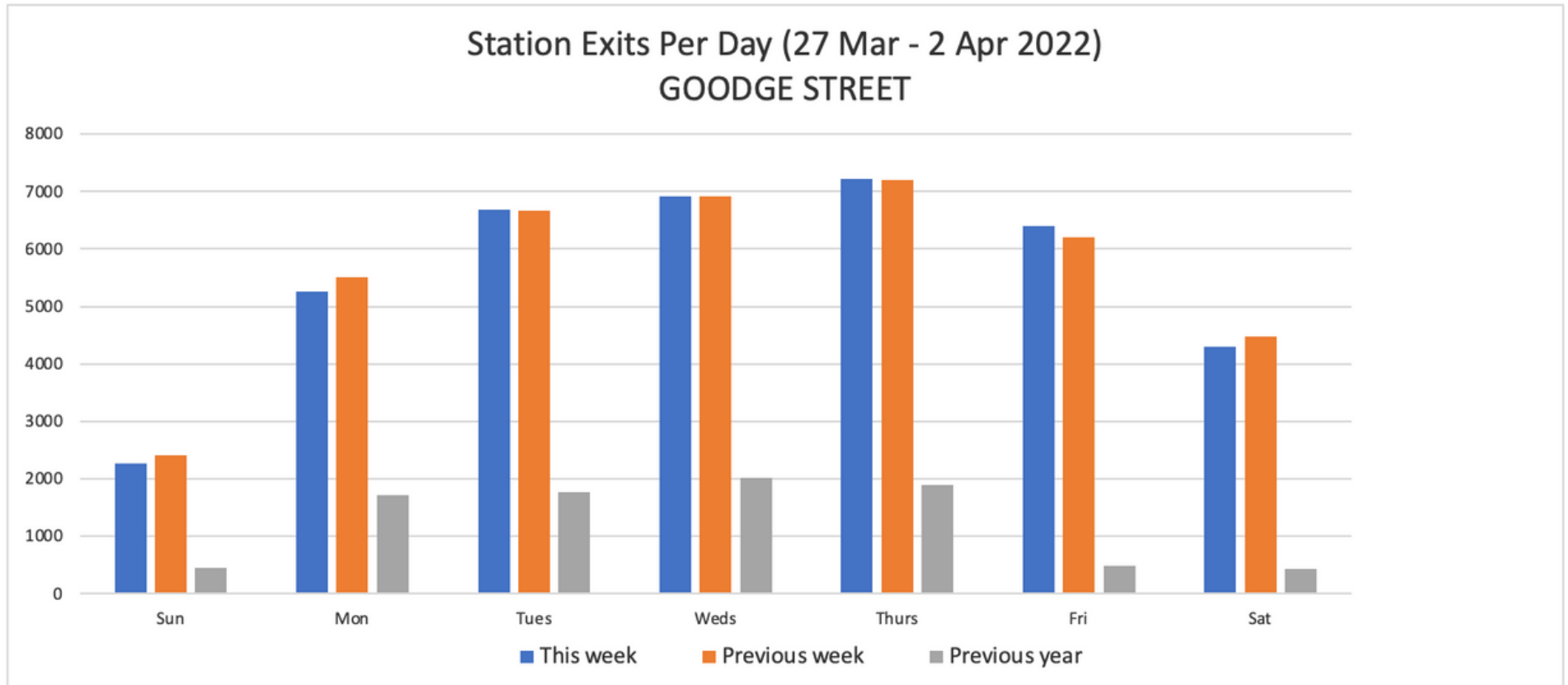
By Station (27 Mar - 2 Apr 2022)

Goodge Street	10%	39037
Tottenham Court	63%	2E+05
Warren Street	27%	1E+05
TOTAL		4E+05



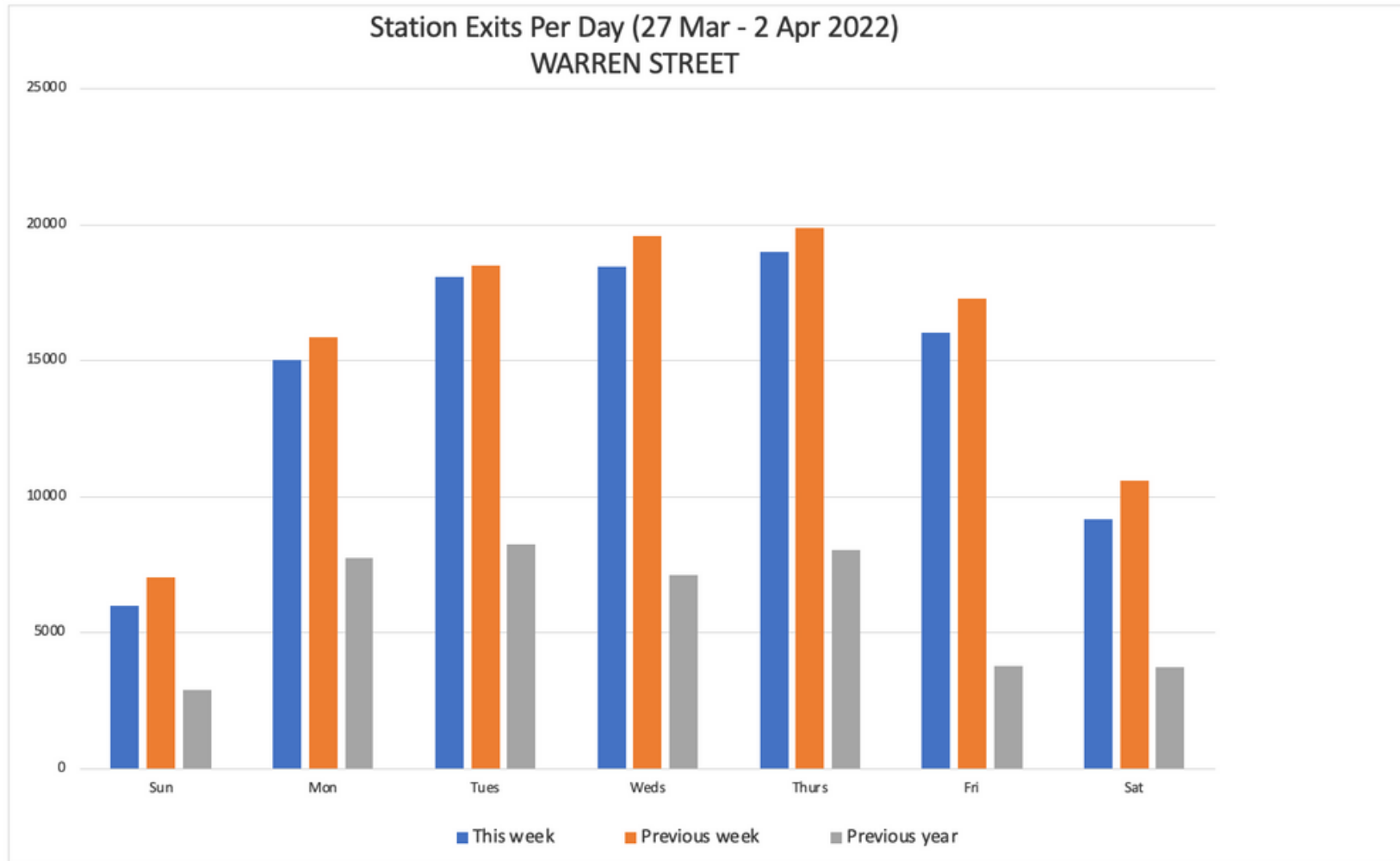
27 Mar - 2 Apr 2022

	Sun	Mon	Tues	Weds	Thurs	Fri	Sat	Weekly totals
This week	21637	29081	34298	36228	39468	39651	40866	241229
Previous week	21791	28853	33172	35667	38585	40863	40385	239316
Previous year	2015	5391	5626	5944	6064	5752	4209	35001
% Week on Week	-1%	1%	3%	2%	2%	-3%	1%	1%
% Year on Year	974%	439%	510%	509%	551%	589%	871%	589%



27 Mar - 2 Apr 2022

	Sun	Mon	Tues	Weds	Thurs	Fri	Sat	Weekly totals
This week	2272	5258	6683	6915	7217	6404	4288	39037
Previous week	2402	5512	6658	6923	7202	6206	4475	39378
Previous year	444	1714	1763	2021	1900	492	429	8763
% Week on Week	-5%	-5%	0%	0%	0%	3%	-4%	-1%
% Year on Year	412%	207%	279%	242%	280%	1202%	900%	345%



27 Mar - 2 Apr 2022

	Sun	Mon	Tues	Weds	Thurs	Fri	Sat	Weekly totals
This week	5996	15012	18079	18470	19019	16023	9161	101760
Previous week	7054	15852	18504	19579	19860	17276	10578	108703
Previous year	2910	7748	8273	7111	8053	3775	3739	41609
% Week on Week	-15%	-5%	-2%	-6%	-4%	-7%	-13%	-6%
% Year on Year	106%	94%	119%	160%	136%	324%	145%	145%