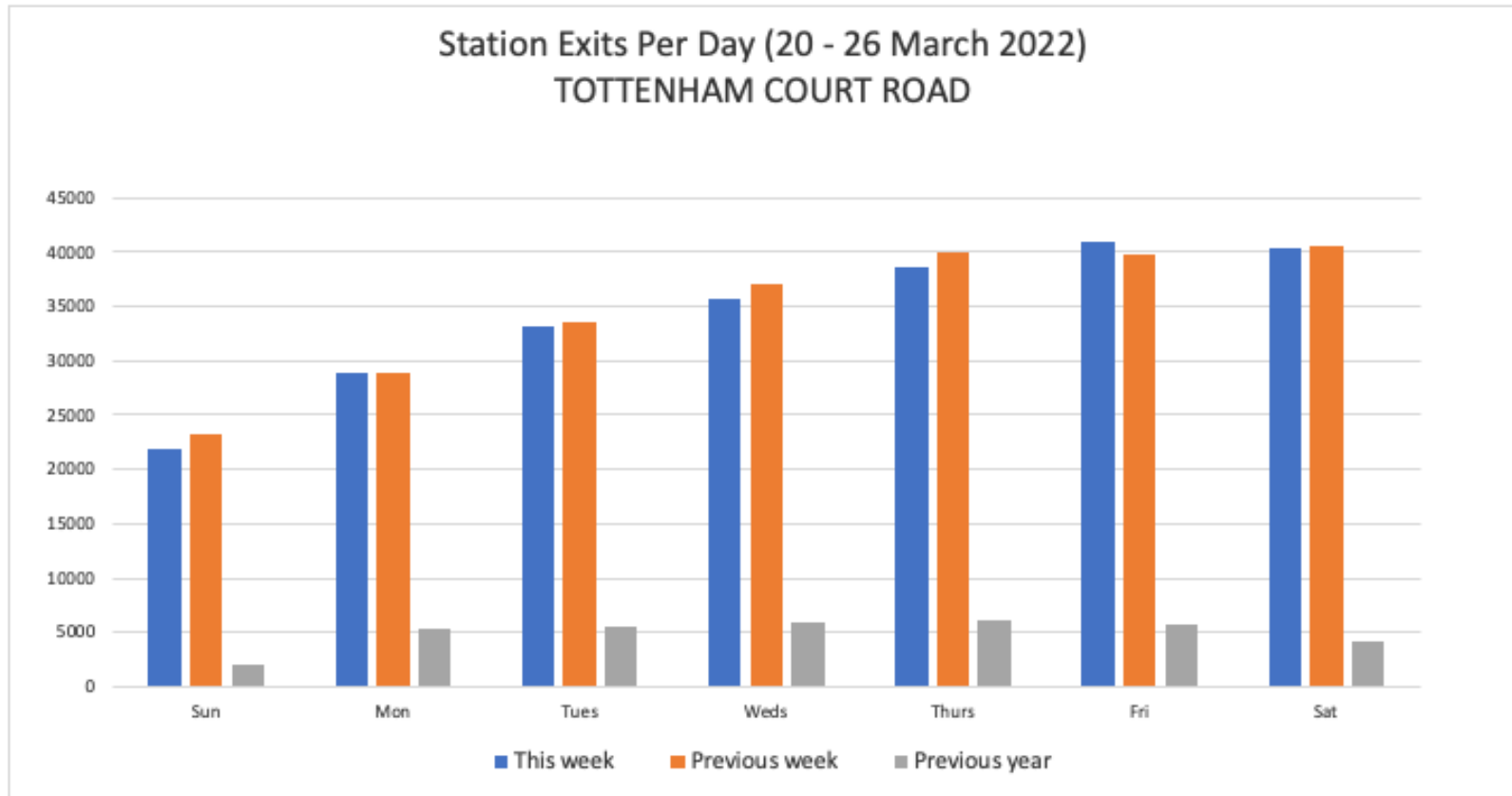


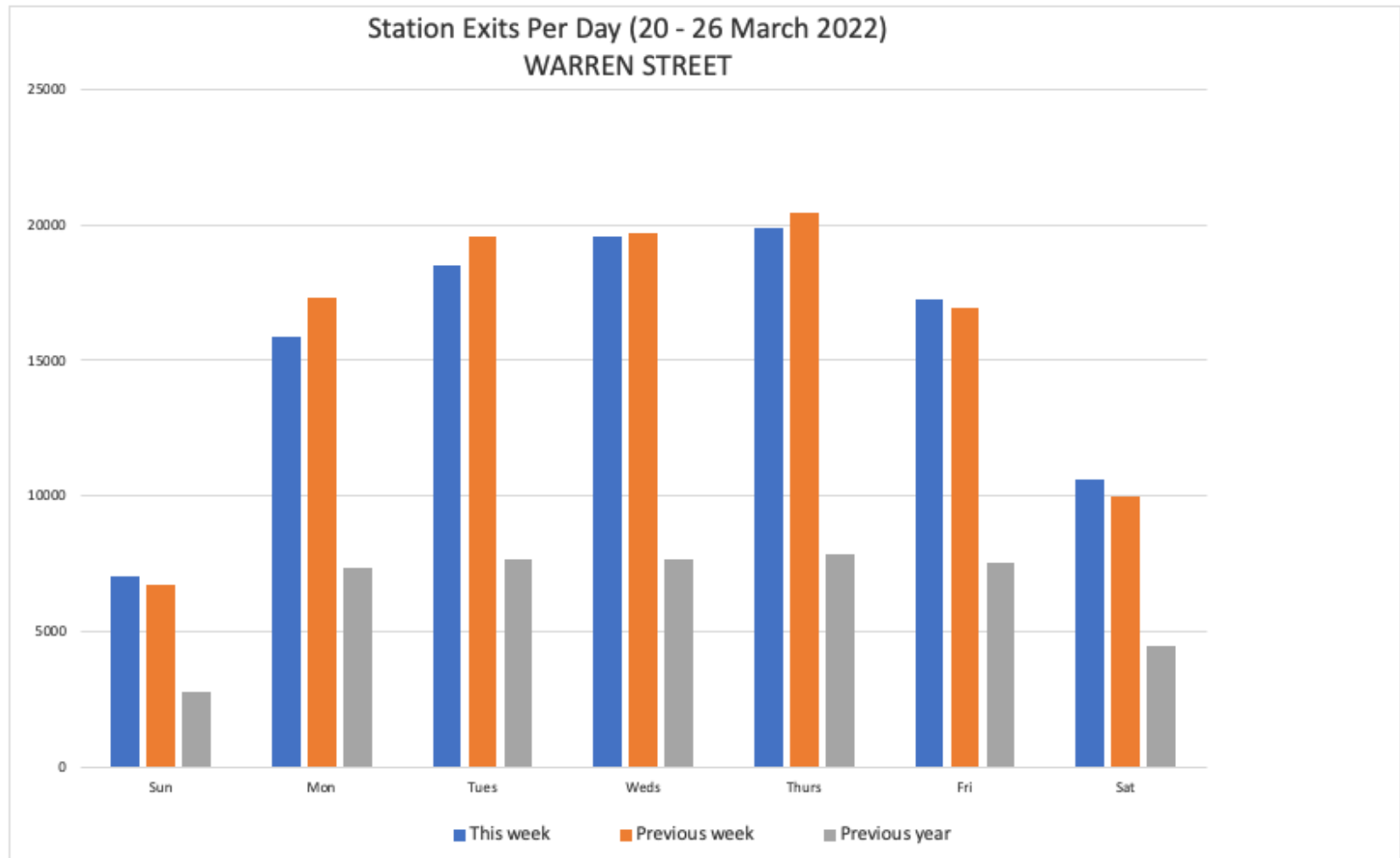
By Station (20 - 26 March 2022)

Goodge Street	10%	39378
Tottenham Court	62%	239316
Warren Street	28%	108703
TOTAL		387397



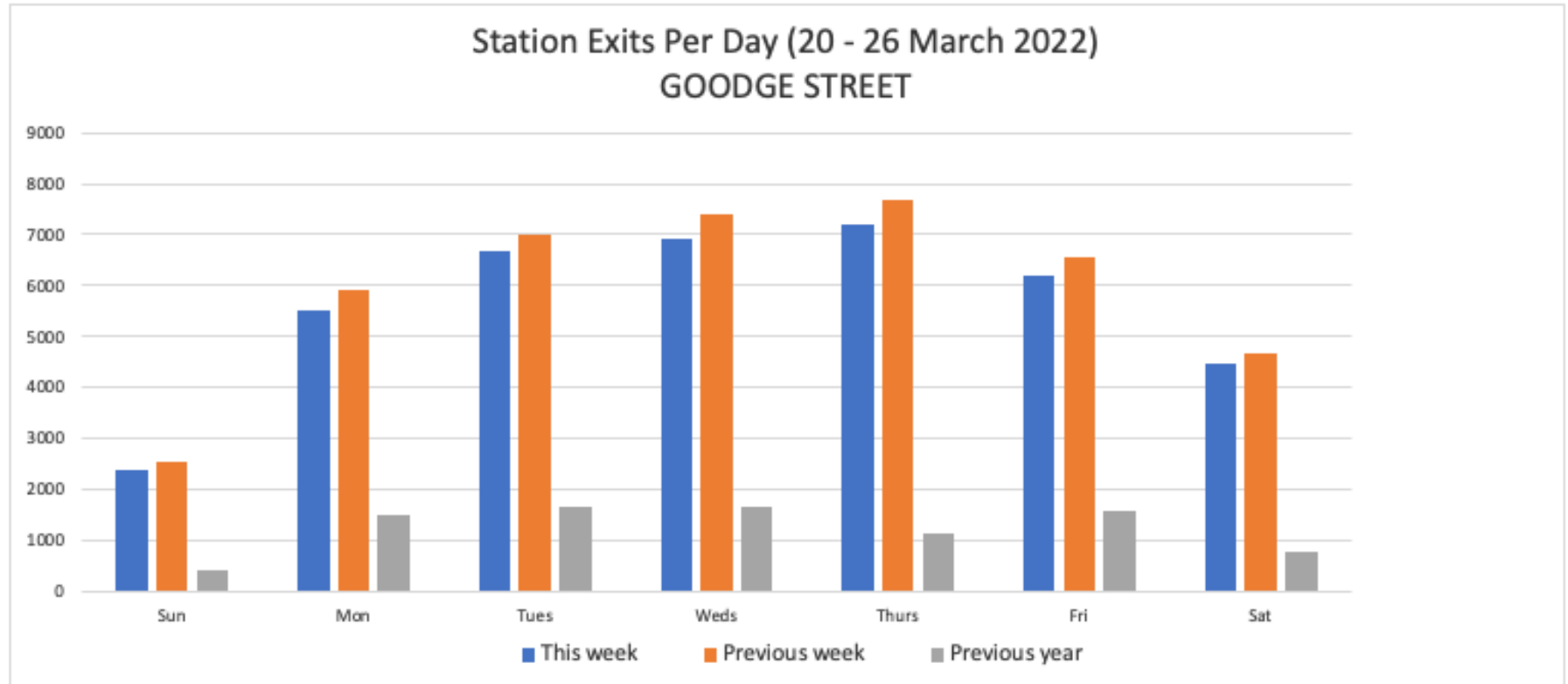
20 - 26 March 2022

	Sun	Mon	Tues	Weds	Thurs	Fri	Sat	Weekly totals
This week	21791	28853	33172	35667	38585	40863	40385	239316
Previous week	23194	28930	33543	37036	39987	39802	40531	243023
Previous year	2015	5391	5626	5944	6064	5752	4209	35001
% Week on Week	-6%	0%	-1%	-4%	-4%	3%	0%	-2%
% Year on Year	981%	435%	490%	500%	536%	610%	859%	584%



20 - 26 March 2022

	Sun	Mon	Tues	Weds	Thurs	Fri	Sat	Weekly totals
This week	7054	15852	18504	19579	19860	17276	10578	108703
Previous week	6754	17286	19577	19729	20451	16943	9994	110734
Previous year	2750	7367	7692	7672	7875	7508	4436	45300
% Week on Week	4%	-8%	-5%	-1%	-3%	2%	6%	-2%
% Year on Year	157%	115%	141%	155%	152%	130%	138%	140%



20 - 26 March 2022

	Sun	Mon	Tues	Weds	Thurs	Fri	Sat	Weekly totals
This week	2402	5512	6658	6923	7202	6206	4475	39378
Previous week	2536	5935	6995	7415	7695	6566	4676	41818
Previous year	426	1510	1683	1677	1160	1600	782	8838
% Week on Week	-5%	-7%	-5%	-7%	-6%	-5%	-4%	-6%
% Year on Year	464%	265%	296%	313%	521%	288%	472%	346%