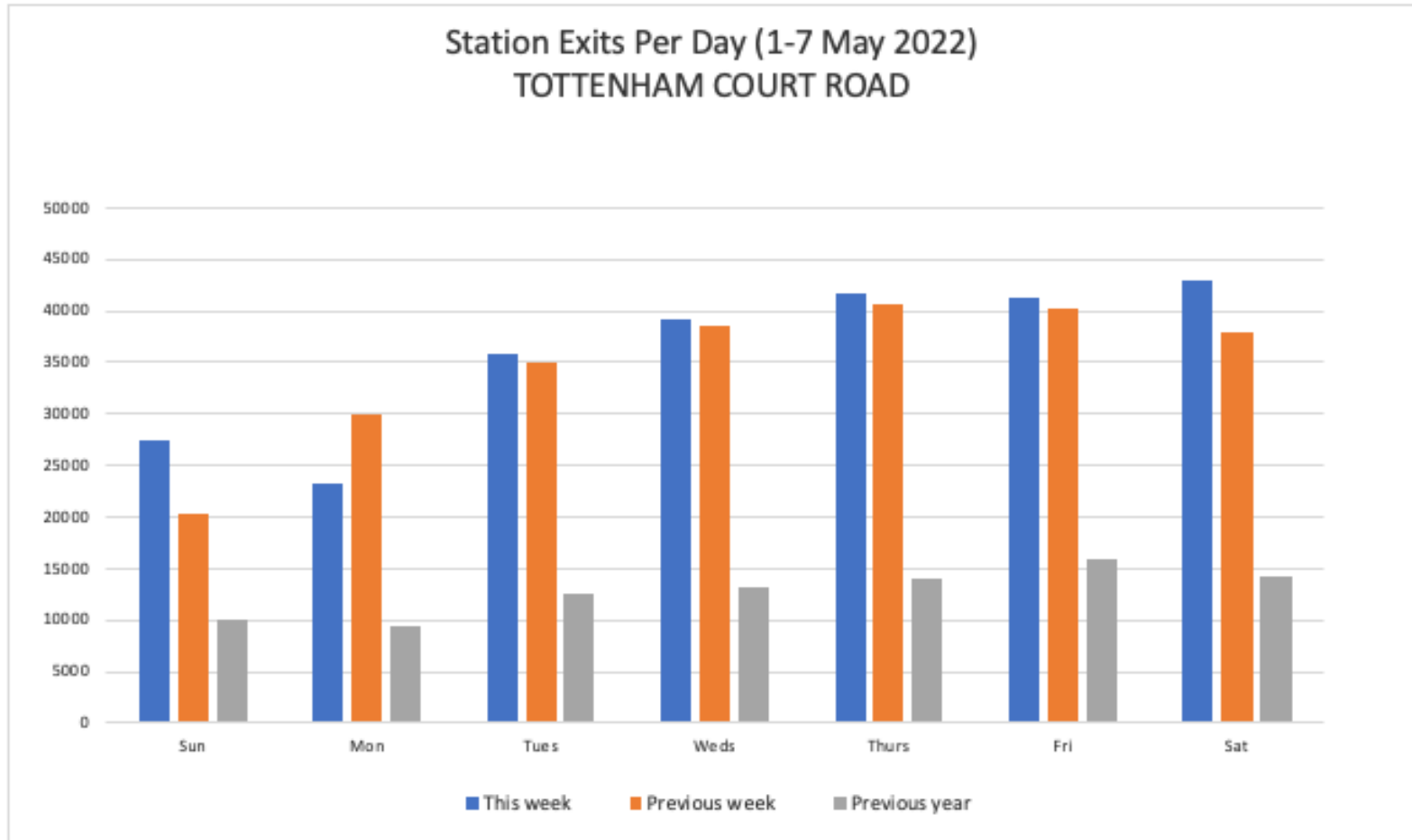


**By Station (1-7 May 2022)**

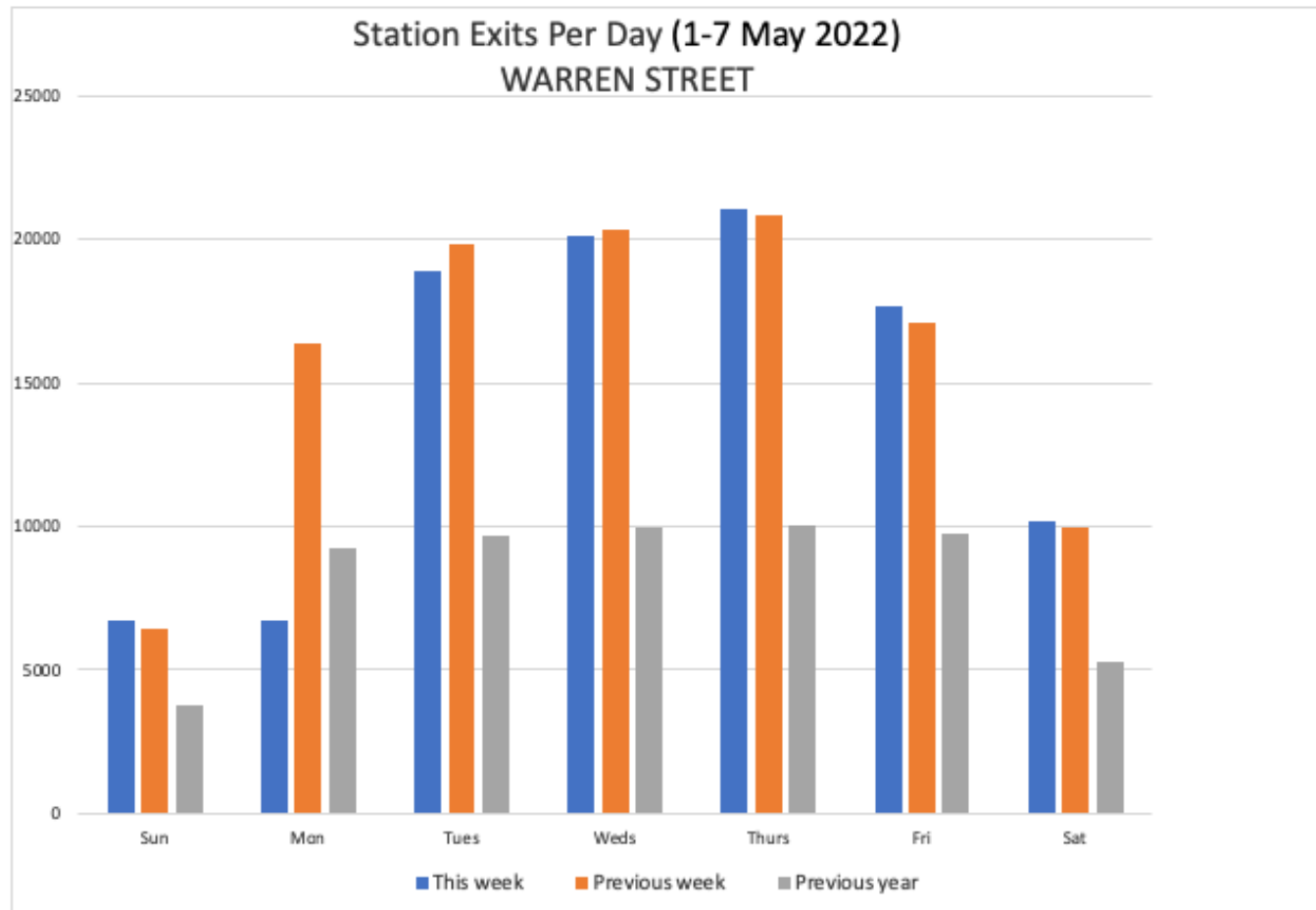
Goodge Street	10%	37598
Tottenham Court Road	64%	251517
Warren Street	26%	101285
<b>TOTAL</b>		<b>390400</b>



**1-7 May 2022**

	Sun	Mon	Tues	Weds	Thurs	Fri	Sat	Weekly totals
This week	27488	23147	35837	39112	41764	41171	42998	251517
Previous week	20268	29889	34992	38488	40693	40251	37963	242544
Previous year	10063	9376	12631	13136	14012	15874	14246	89338
% Week on Week	36%	-23%	2%	2%	3%	2%	13%	4%
% Year on Year	173%	147%	184%	198%	198%	159%	202%	182%

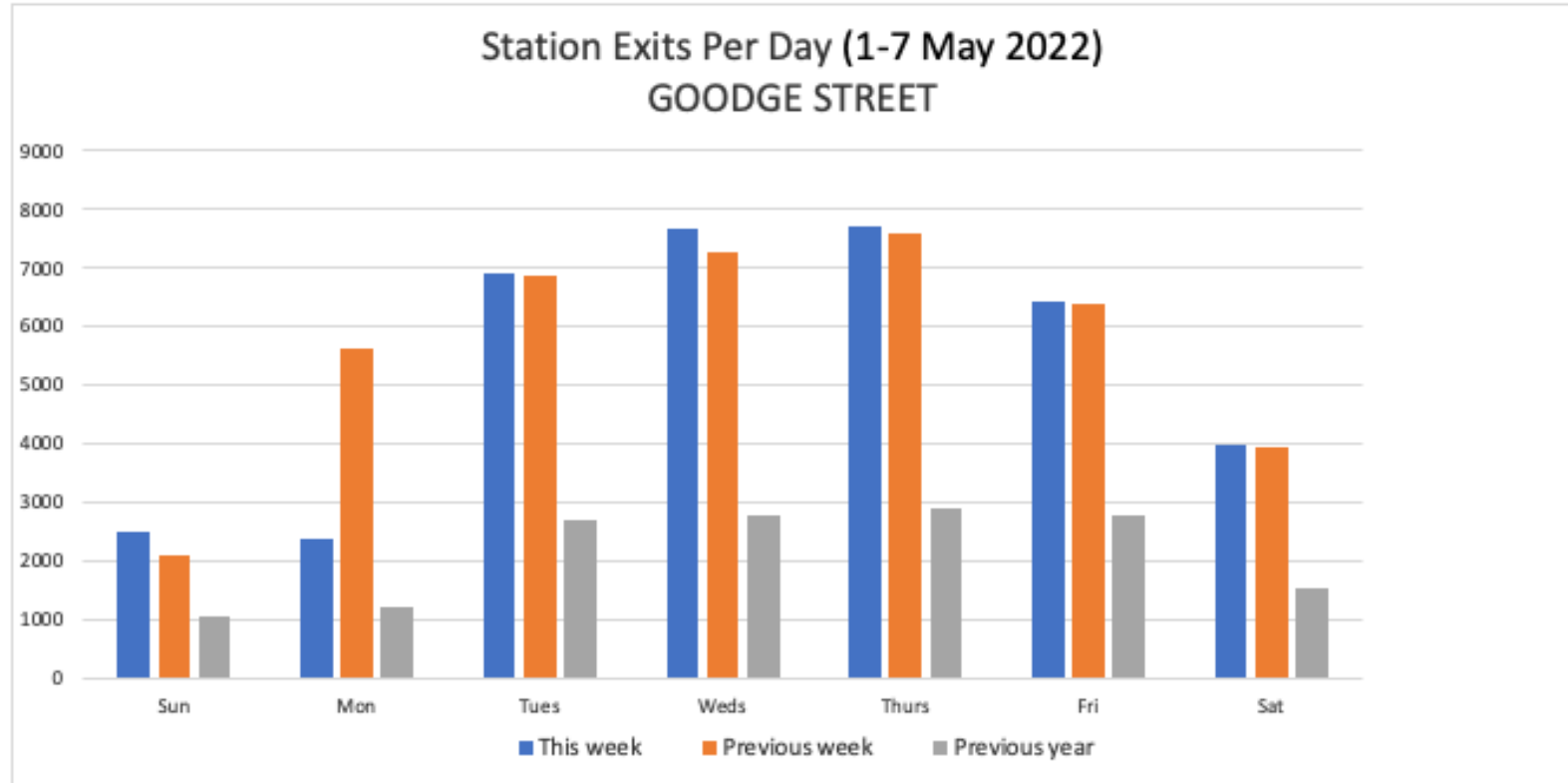
Bank Holiday Monday



**1-7 May 2022**

	Sun	Mon	Tues	Weds	Thurs	Fri	Sat	Weekly totals
This week	6719	<b>6717</b>	18875	20102	21051	17666	10155	<b>101285</b>
Previous week	6448	16338	19832	20316	20863	17095	9965	110857
Previous year	3780	9206	9705	9978	10035	9748	5248	57700
% Week on Week	4%	-59%	-5%	-1%	1%	3%	2%	-9%
% Year on Year	78%	-27%	94%	101%	110%	81%	94%	76%

**Bank Holiday Monday**



**1-7 May 2022**

	Sun	Mon	Tues	Weds	Thurs	Fri	Sat	Weekly totals
This week	2491	2372	6928	7667	7720	6425	3995	<b>37598</b>
Previous week	2100	5623	6853	7258	7600	6390	3943	39767
Previous year	1052	1226	2698	2793	2895	2780	1542	14986
% Week on Week	19%	-58%	1%	6%	2%	1%	1%	-5%
% Year on Year	137%	93%	157%	175%	167%	131%	159%	151%

**Bank Holiday Monday**